





Science		D&T
<p style="text-align: center;"><u>Seasonal Change (Spring & Summer)</u></p> <ul style="list-style-type: none"> • Identify types of weather, their effects and associated symbols. • Learn how different types of weather can be measured. • Record the weather across different seasons. • Identify the seasons spring and summer and the associated weather. • Observe changes throughout the seasons and make comparisons between the two. <div style="display: flex; justify-content: space-around; align-items: center;">   </div>		<h2 style="margin: 0;">Year 1 Curriculum Map</h2> <h2 style="margin: 0;">Summer Term 2</h2> <h3 style="margin: 0;">Value: Generosity and Kindness</h3>
P.E	R.E	PSHE/Jigsaw
<p style="text-align: center;"><u>Rounders</u></p> <ul style="list-style-type: none"> • Understand and follow simple rules for game compete in physical activities both against against others. • Move fluently, changing direction and speed, • Show basic control of the ball, including when striking a ball. • Successfully receive (catch/stop) a ball, understanding the concept of moving to get in line with the ball to receive it. • Apply skills and tactics in simple games, including recognizing space and using it to your advantage. 	<p style="text-align: center;"><u>How do we say thank you for the Earth?</u> <i>(Continued)</i></p> <ul style="list-style-type: none"> • Recall and name different beliefs and practices that show care for the earth • Retell and suggest meanings to some religious and moral stories about care for other people and the earth • Ask and respond to questions about what communities do to care for people and the earth • Notice and respond sensitively to some similarities between religious teachings about creation and giving thanks • Explore questions about how and why we care and express their own ideas using words, music, art or poetry • Find out about questions of right and wrong and begin to express their own opinions about how we can show we care for animals, people and the earth 	<p style="text-align: center;"><u>Transition</u></p> <ul style="list-style-type: none"> • Know that when I learn I grow. • Talk about changes in my life. • Know ways to cope with changes. • Identify my achievements and progress. • Feel proud of my hard work. • Set targets for the year ahead and how to achieve them.
Computing	Music	Important Dates
<p style="text-align: center;"><u>Coding</u></p> <ul style="list-style-type: none"> • To understand what instructions are and predict what might happen when they are followed. • To use code to make a computer program. • To understand what object and actions are. • To understand what an event is. 	<p>In our unit 'Your Imagination' the children will:</p> <ul style="list-style-type: none"> • Listen and appraise using a variety of music • Use bodies to find the pulse. • Explore pulse and tempo and identify change • Use voice in different ways to sing, speak and chant including call and response. 	<p>Phonics Screening Week – Monday 9th June Inset Day – Friday 20th June Book Look – Tuesday 1st July (3:30-5:00) Class photographs - TBC World Music Day - KS1 Wednesday 25th June & Early Years Friday 27th June</p>

<ul style="list-style-type: none">• To use an event to control an object.• To begin to understand how code executes when a program is run.• To understand what backgrounds and objects are.• To plan and make a computer program.	<ul style="list-style-type: none">• Find, copy and repeat rhythms• Use musical vocabulary• Perform and improvise using voice and tuned percussion	Sports Day- Monday 23 rd July
--	---	---

Literacy Overview

- **Poem – Splish, Splash, Splosh by James Carter**

During this weeks sequence the children will:

- Learn and perform an action poem
- Explore patterns in poetry
- Create their own action poem

- **Text: Iggy Peck, Architect by Andrea Beatty and David Roberts**
Theme: imagination and creativity

During this two-week sequence of lessons the children will:

- Create fact files
- Write labels
- Write captions
- Write character comparisons
- Create thought and speech bubbles for characters in the story

- **Text: The magic bed by John Burningham**
Theme: imagination and creativity

During this two-week sequence of lessons the children will:

- Create their own versions of fantasy stories.
- Write setting descriptions.
- Create scenes for their stories.
- Write descriptions for their own pieces of magical furniture.
- Explore writing in lists.

Maths Overview

We are reading

- Splish Splash Splosh by James Carter



- Iggy Peck, Architect by Andrea Beatty and David Roberts



- The magic bed by John Burningham



Fractions

Recognise, find and name a half as one of two equal parts of an object, shape or quantity

Measure

Compare, describe and solve practical problems for mass/weight [for example, heavy/light, heavier than, lighter than]

Capacity and volume [for example, full/empty, more than, less than, half, half full, quarter]

Measure and begin to record the following: mass/weight, capacity and volume

Recognise and know the value of different denominations of coins and notes

Addition and subtraction

Add and subtract one-digit and two-digit numbers to 20, including zero